

Mini5™ MINI5 STRUCTURED CABLING

Mini5 structured cabling is a LSA/110 dual punch down solution available in both UTP & STP versions. Both solutions are available with a 25 year installation warranty to accredited Mini5 installation engineers/solution providers.

Flat Cat5e modules

Flat Cat5e UTP (LSA/110 termination)	<i>MT50-SSMK</i>
Flat Cat5e UTP (LSA/110 Krone termination)	<i>MT50-SSMM</i>
Flat black Cat5e UTP (LSA/110 termination)	<i>MT50-SSMLBK</i>

Shuttered 25x50mm modules with label window. For use with **32mm back boxes** (page 30). **Termination tool CT19/CT28** (page 25) Used with wallplates shown on page 2.



Angled modules (Cat5e)

Angled CAT5e UTP "Mini5"	<i>MT50-SAMK</i>
Angled CAT5e STP "Mini5"	<i>MT50-SAMS</i>
Angled Module only (without jack)	<i>MT50-SAMO</i>

Shuttered 25x50mm modules with dual punchdown snap in jack. Label window & strain relief. Module without jacks accepts jacks shown right. Snaps into the wallplates (right). 2 modules per single gang frame & 4 per double. Suitable for 32mm back boxes. **CT19/CT28 tooling recommended.**



Snap-In Jacks (Cat5e)

Cat5e UTP jack	<i>MT50-CAT5E</i>
Cat5e STP jack	<i>MT50-CAT5ES</i>

These jacks snap into the unloaded angled 25x50mm module (MT50-SAMO), angled U6C module (MT50-SLOA) and quad single gang wallplate (MT50-4000). Jacks are dual punchdown, use tool CT19/CT28 on page 25.



Cat5e UTP Modular Wallplate Kits (flat outlet style) UK size*

Single gang Cat5e single port wallplate flat frame	<i>MT50-SSDP*</i>
Single gang Cat5e twin port wallplate flat frame	<i>MT50-DSDP*</i>
Double gang Cat5e quad port wallplate flat frame	<i>MT50-QSDP*</i>

For bevelled frame suffix P/no with B
*Wallplates for other countries available to special order.





Cat5e Modular Wallplate Kits (angled outlet style UK size*)


Single gang Cat5e single port wallplate flat frame *MT50-SADP**

Single gang Cat5e UTP twin port wallplate flat frame *MT50-DADP**

Double gang Cat5e UTP quad port wallplate flat frame *MT50-QADP**

*For bevelled frame suffix P/No with B

*Wallplates for other countries available to special order.



Wallplates & blanks (UK size*)

Single Gang Flat Wallplate *MT50-1000*

Single gang Bevelled Wallplate *MT50-1000BD*

Single gang Bevelled Black Wallplate *MT50-1000BDBK*

Double Gang Flat Wallplate *MT50-2000*

Double gang Bevelled wallplate *MT50-2000BD*

Double gang Bevelled Black Wallplate *MT50-2000BDBK*

25x50mm Half Blank *MT50-BM25*

12.5x50mm Quarter Blank *MT50-BM125*

25x50mm Half Blank Black *MT50-BM25BK*

12.5x50mm Quarter Blank Black *MT50-BM125BK*

Flat or bevelled design (86x86mm) used with modules shown left. Bevelled wallplates are available in black & white. Single gang faceplates accept 2 x 25x50mm modules, double gang accepts 4 x 25x50mm modules. Modules & wallplates are also available as kits. Please contact our sales office.

*Wallplates for other countries available.



4 Way Single Gang Wallplates (UK size*)

4 way single gang wallplate without jacks *MT50-4000**

"Mini5" space saving single gang shuttered wallplate (86x86mm) accepts snap in jacks. Used with 32mm back boxes (page 20) Termination tool CT28 (page 25).

*Wallplates for other countries available.

Cat5e Single Piece wallplates (UK size*)

Single Gang Cat5e UTP Single Port Wallplate "Mini5" *MT50-SS5E**

Single Gang Cat5e UTP Twin Port Wallplate "Mini5" *MT50-SD5E**

Ultra low profile single piece wallplates (86x86mm) accept 21mm deep back boxes (see page 30). LSA/Krone termination. (See tools on page 25). With label window. *Wallplates for other countries available.



LJ6C Cat5e modules for floor boxes & trunking

Cat5e flat UTP "Mini5" *MT50-SLJKLP*

Cat5e flat black UTP "Mini5" *MT50-SLJKLP-BK*

Dual termination modules (see tooling on page 42) Used primarily in floor box & trunking (also snap into the wall plates below), modules measure 37x22mm. Flat modules are an ultra low profile design.



LJ6 wall plates (UK size*)

Single position single gang *MT50-116C*

Twin position single gang *MT50-126C*

Four position double gang *MT50-416C*

Blank module 25mm *MT50-BM6C*

Blank module 12.5mm *MT50-BM6C125*

Accepts the LJ6C modules shown above.

*UK size 86x86mm.



Mini5 Cat5e UTP punch down patch panels

Standard panels with label windows

24 port 1U *MP24TL-KRO-CECBK*

48 port 2U *MP48TL-KRO-CECBK*

Angled port panels

24 port 1U *MP24A-K11-C5CBK*

48 port 2U *MP48A-K11-C5CBK*

Dual termination LSA/Krone or 110 panels.

Standard panel features a slide label system above each block of six numbered RJ45 ports. Angled port panels alleviate cable bend radius problems within the cabinet and have numbered ports & a write on/wipe off label field. Both panel types are supplied with cage nuts & cable tie slots. Punch down tool CT19/CT28 recommended. See page 25.





"Mini5" CAT5e STP punch down patch panel

24 port 1U STP MP24S-C5EBK

Compatible with LSA Krone & 110 punch down tools although the Mini5 CT28 & CT19 hand tool is recommended for the best results. With cable ties & grounding kit. Numbered ports & write on wipe off label field.



Style A

Through coupler Cat5e panels

Cat5e UTP

16 port 1U (style A) PPRJ45161T5

24 port 1U (Style A) PPRJ45241T5

24 port 1U (style B) MP24TP5

48 port 2U (style A) PPRJ45482T5

48 port 2U (style B) MP48TP5

Cat5e STP

16 port 1U (style A) PPRJ45161TS5

24 port 1U (style A) PPRJ45241TS5

48 port 2U (style A) PPRJ45482TS5



Style B

RJ45 ports on front & rear. Just plug in your patch cables. Two types of through coupler panels are available: Style A is a metal panel with numbered ports. Style B is a metal panel with a Mylar front panel and label window under each group of eight ports. Supplied with a strain relief bar.



Crossover patch leads

0.5Mtr PCT5005YWBK-X

1Mtr PCT5010YWBK-X

2Mtr PCT5020YWBK-X

3Mtr PCT5030YWBK-X

5Mtr PCT5050YWBK-X

UTP x-over leads are made with yellow cable and a black strain relief boot on one end in order to differentiate them from standard patch leads.

Mini5 CAT5e STP patch leads with moulded boots

0.5Mtr grey	<i>PCTM5005ES</i>
1Mtr grey	<i>PCTM5010ES</i>
1.5Mtr grey	<i>PCTM5015ES</i>
2Mtr grey	<i>PCTM5020ES</i>
3Mtr grey	<i>PCTM5030ES</i>
5Mtr grey	<i>PCTM5050ES</i>
10Mtr grey	<i>PCTM5100ES</i>

Boots are moulded flush to the side of the RJ45 plugs to ensure that they can be connected to any RJ45 socket. STP leads are 350Mhz & supplied in grey. (Coloured cables supplied to special order only).



Mini5 Cat5e UTP patch leads with moulded boot

Length	
0.5Mtr	<i>PCTB5005*</i>
1Mtr	<i>PCTB5010*</i>
1.5Mtr	<i>PCTB5015*</i>
2Mtr	<i>PCTB5020*</i>
3Mtr	<i>PCTB5030*</i>
5Mtr	<i>PCTB5050*</i>
10Mtr	<i>PCTB5100*</i>
20Mtr	<i>PCTB5200*</i>

For coloured patch leads add the following suffix:
 Blue = BE, Black = BK, Green = GN,
 Orange = OE, Purple = PE, Pink = PK, Red = RD,
 White = WE, Yellow = YW

Patch leads with moulded boots feature boots that are moulded flush to the side of the RJ45 plugs to ensure that they can be connected to any RJ45 socket.



Mini5 CAT5e solid cable

Mini5 CAT5e (305Mtr boxes)

Cat5e UTP grey PVC	<i>UTP4M5SB</i>
Cat5e UTP violet LSOH	<i>UTP4M5SB-LS</i>
Cat5e FTP grey PVC	<i>FTP4W5SB</i>
Cat5e FTP grey LSOH	<i>FTP4W5SB-LS</i>

Low cost solid cable in 305Mtr easy pull boxes. Metre marked from 305Mtrs downwards to determine how much cable is left in a part used box. Approved for use in the Mini5/6 25 year system warranty programme.





Mini5 External CAT5e UTP solid cable

Cat5e 305 Mtr box *UTP4M5SB-EXT*

External UTP solid cable in a black water resistant polyethylene outer sheath.



Mini5 CAT5e patch cable

Mini5 Cat5e UTP patch (305Mtr box)

Grey PVC	<i>UTP4W5PB</i>
Grey ISOH	<i>UTP4W5PBLS</i>
Blue PVC	<i>UTP4W5PB-BE</i>
Black PVC	<i>UTP4W5PB-BK</i>
Green PVC	<i>UTP4W5PB-GN</i>
Red PVC	<i>UTP4W5PB-RD</i>
Yellow PVC	<i>UTP4W5PB-YW</i>

Mini5 Cat5e UTP patch (500 Mtr reels)

Grey PVC	<i>UTP4W5PRE</i>
Blue PVC	<i>UTP4W5PRE-BE</i>
Black PVC	<i>UTP4W5PRE-BK</i>
Green PVC	<i>UTP4W5PRE-GN</i>
Red PVC	<i>UTP4W5PRE-RD</i>
Yellow PVC	<i>UTP4W5PRE-YW</i>
Orange PVC	<i>UTP4W5PRE-OE</i>
White PVC	<i>UTP4W5PRE-WE</i>

Mini5 Cat5e FTP patch

FTP grey PVC (305Mtr box)	<i>FTP4W5PB</i>
FTP grey ISOH (305Mtr box)	<i>FTP4W5PBLS</i>

Low cost stranded patch cable in 305Mtr boxes or 500Mtr reels.



Free Hanging



Panel Mount

Mini5 Couplers

Free hanging couplers

RJ45 CAT5e UTP (White)	<i>RJ45FCBE5</i>
RJ45 CAT5e STP	<i>RJ45FCBS5</i>

Panel mount couplers

RJ45 CAT5e UTP (Black)	<i>RJ45PCBK5</i>
RJ45 CAT5e STP	<i>RJ45PCSH5</i>

Mini5 CAT5e Transition Point

Cat5e UTP	<i>MT50-C5EB</i>
Cat5e STP	<i>MT50-C5ES</i>

For punching down and joining two ends of CAT5e cable. Dual punchdown blocks. CT19 or CT28 tooling required.



RJ45 splitters

Splits a 4 pair T568A/B jack for 10Base-T (Jack 1), & Token Ring or Voice (jack 2)

*TMODU4**

Splits a 4 pair T568A/B jack for 10Base-T applications at either end.

*TMODU5**

Splits a 4 pair T568A/B jack for 1, 2 or 3 pair voice (jack 1) & 1 pair voice/modem (jack 2)

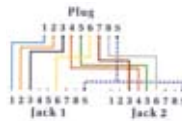
*TMODU6**

Bridges all jack pairs. Compatible with any jack wiring. Provides an additional jack with the same wiring.

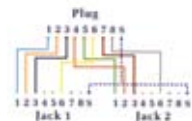
*TMODU7**

RJ45 plug - 2 x RJ45 sockets converts jack style functions as a T adapter, or alters the wiring sequence of a modular jack. 110mm lead length. Supplied with snap on icons for voice (red), and data (blue).

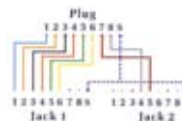
*For shielded versions with mounting ears add SE to the end of the part number.



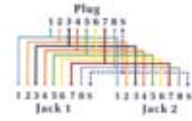
TMODU4



TMODU5



TMODU6



TMODU7

